



Virtual Therapist™

for the Human Touch®

Super Novo Massage Chair

SETUP GUIDE



RELAXATION REIMAGINED

Virtual Therapist™ works with your Amazon Alexa-enabled device and your Super Novo massage chair to provide relaxation unlike any other. Personalize your experience by asking Virtual Therapist to give you a customized massage and feel the smooth glide of the recline sweep you back into a perfect state of relaxation.

REQUIREMENTS



Super Novo Massage Chair



Virtual Therapist Bridge




**Amazon Alexa-enabled
Device + Amazon Account***



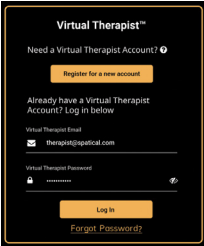
Wi-Fi Network (2.4 GHz)

**Amazon Prime account not required.*



CREATE ACCOUNT

1

A screenshot of the Virtual Therapist login and registration interface. The background is dark with yellow text and buttons. At the top, it says "Virtual Therapist™". Below that is the question "Need a Virtual Therapist Account?" with a question mark icon. There is a yellow button labeled "Register for a new account". Below that is the text "Already have a Virtual Therapist Account? Log in below". Underneath is a section for "Virtual Therapist Email" with an email icon and the text "therapist@spical.com". Below that is a section for "Virtual Therapist Password" with a lock icon, a password field containing asterisks, and a user icon. At the bottom, there is a yellow button labeled "Log In" and a link that says "Forgot Password?".

Go to

humantouch.com/VirtualTherapist

to create a Virtual Therapist™ account. Follow the on-screen instructions.

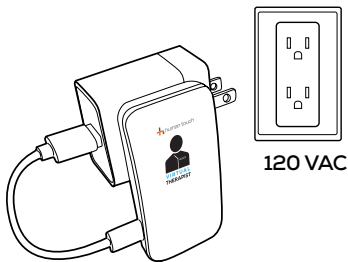
When prompted, you will be redirected to the Amazon website to link your account to the Virtual Therapist Alexa Skill. If you do not have an Amazon account, you will be asked to create a free one.

Important: If you have more than one Amazon account, the account used to link to the Alexa Virtual Therapist Skill, must be the same account used to set up your Echo device.

POWER UP

2

Plug the Virtual Therapist Bridge into a 120 VAC wall outlet **within 15 feet** of your Super Novo massage chair.



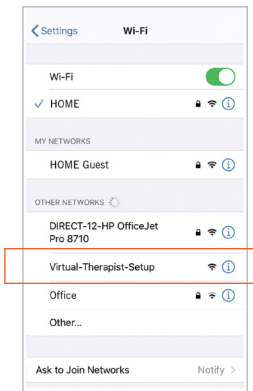
**Allow 2-4 minutes for
the Virtual Therapist
Bridge to activate.**

Make sure your Amazon Alexa-enabled device is set up and within speaking range of your Super Novo. To set up a new Alexa device, please refer to the instructions included with the device.

CONNECT TO THE NETWORK

3

Open **Settings** > **Wi-Fi** on your phone, tablet or computer, then select **Virtual-Therapist-Setup**.



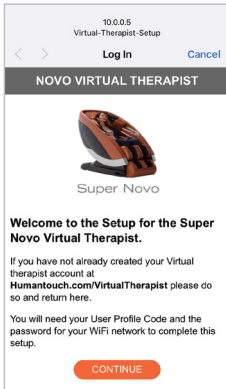
Screen shown on an iPhone X.
Your display may vary.

Note: **Virtual-Therapist-Setup** is a temporary, unsecured network used briefly, only to set up the Virtual Therapist Bridge network, which is fully secured and permanent.

CONNECT BRIDGE

4

The setup screen displays.



Have the following information ready:

- Profile Code (assigned in step 1)
- Your Wi-Fi Network Name
- Your Wi-Fi Network Password

Follow the on-screen instructions to complete setup.



For over 40 years, Human Touch® has constructed the wellness landscape, building a rich portfolio of high-performance massage chairs, ergonomic zero gravity recliners, and targeted massage products that rejuvenate the mind and body – no matter where the day may take you.